









Pin the Nose on Elmo

Give each player a game piece with tape on the back. Grown-ups, make sure to write the name of the player on each nose to make sure everyone gets a turn.






Pin the Nose on Elmo

Print and paste the first four pages of the poster to make Elmo. Then, print the last page as needed to match the number of players.

1. Hang the poster on the wall at about shoulder height.
2. Give each player a game piece with tape on the back.
3. Cover the player's eyes with a bandana and gently turn him or her around.
4. Position the player in front of the poster. See where the nose goes!





Birthdays





